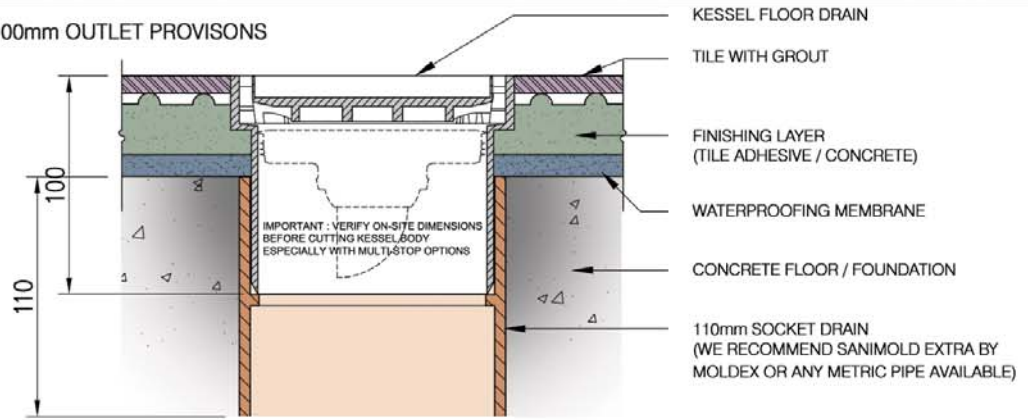


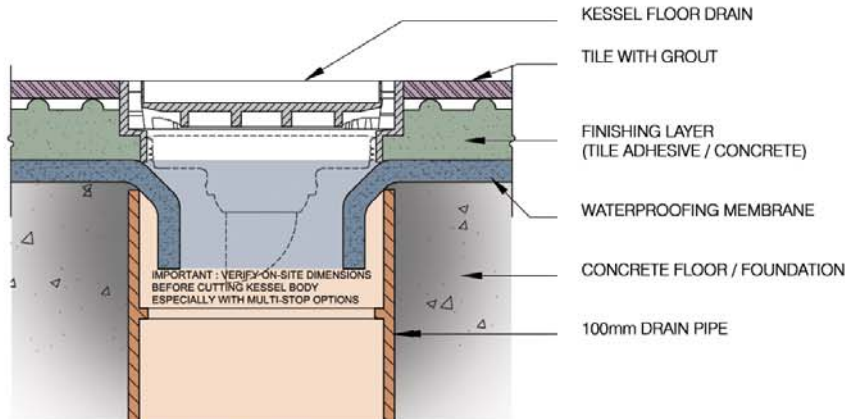
KESSEL INSTALLATION FOR 100mm OUTLET PROVISIONS

* INSERT KESSEL DIRECTLY TO 110mm OUTLET, WATERPROOF UP TO THE SIDE OF KESSEL



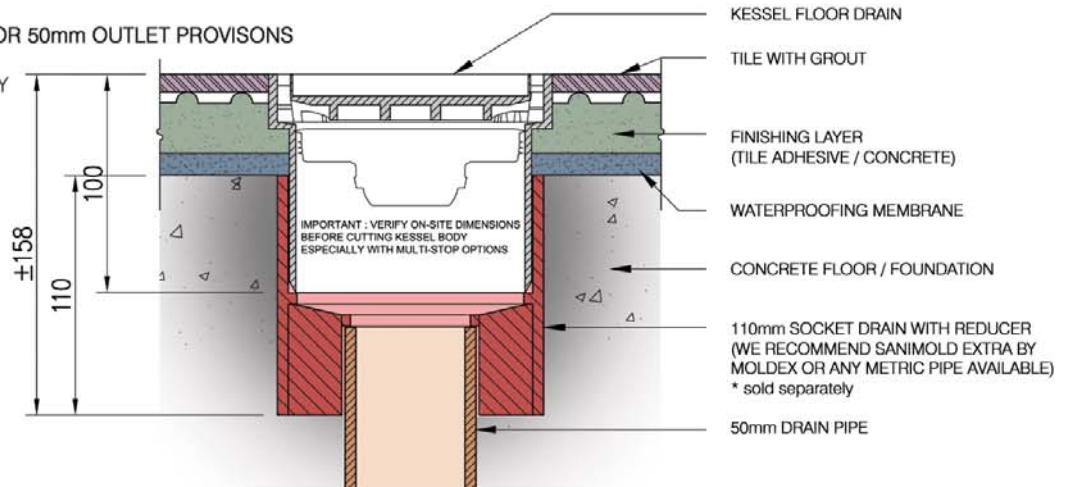
* IF DIAMETER OF OUTLET IS REDUCED DUE TO WATERPROOFING REASONS, CUT KESSEL OUTLET TO DESIRED HEIGHT.

(MULTISTOP OPTION IS NOT APPLICABLE IF KESSEL BODY IS CUT TOO SHORT OR WHEN OUTLET IS CONSTRICTED DUE TO WATERPROOFING)



KESSEL INSTALLATION FOR 50mm OUTLET PROVISIONS

* INSERT KESSEL DIRECTLY TO 110mm SOCKET WITH REDUCER FOR 50mm CONVERSION. WATERPROOF UP TO THE SIDE OF KESSEL



* IF DIAMETER OF OUTLET IS REDUCED DUE TO WATERPROOFING REASONS, CUT KESSEL OUTLET TO DESIRED HEIGHT.

(MULTISTOP OPTION IS NOT APPLICABLE IF KESSEL BODY IS CUT TOO SHORT OR WHEN OUTLET IS CONSTRICTED DUE TO WATERPROOFING)

